

# Burton Bulletin



Summer Term 1, Week 3

Burton Bradstock  
CE VC Primary School



## Messages and reminders

<b>Monday</b> 6 May	Bank Holiday
<b>Tuesday</b> 7 May	Class and whole school photos
<b>Wednesday</b> 8 May	Celebration Worship, 2.45pm all welcome! Robin Class Art Exhibition, after celebration worship KS1 Book Club, 3.20—4.00pm Yr 6 SATS Booster, 3.20—4.20pm
<b>Thursday</b> 9 May	Forest School – The Nest and Kingfisher Class Primary Forest School Club, 3.20 – 4.20pm
<b>Friday</b> 10 May	Running Club Kingfisher and Owl PE @ Playing Fields

## School Photos, Tuesday 7 May

All children should arrive at school in full school uniform including red cardigan or jumper (or blue little chick jumpers), no hoodies or trainers. Please send PE kit in with **Robin's**, they will change out of their school uniform after lunch.

The **Nest** class photo will be taken at 8.55am to allow preschool children who do not normally attend on Tuesdays to join. They are welcome to stay on for the whole school photo that will be taken straight after.

## Careers Week, 10-14 June

As part of the 'Start Small; Dream Big' national initiative we are holding a careers week after half term. With your help we hope to showcase a wide range of vocations and jobs to encourage our children to dream big about their future careers.

We are looking for parents, members of our local community and ex students to come in and tell us about their jobs. If you think you would be able to support this, please register your interest [HERE](#).



## Diary Dates

**13—16 May**  
Year 6 SATS

**Tuesday, 14 May**  
Forest School (instead of 16 May)

**Monday, 20 May**  
Music concert (Owl Class)

**27—31 May**  
Half Term Break

**Tuesday, 4 June**  
Owl Class Tank Museum

**Tuesday, 11 June**  
New reception children meeting

**Monday, 20 June**  
Leavers' Service @ Salisbury

**Wednesday, 26 June**  
Sports Day

**Monday, 1 July**  
INSET Day

**2—5 July**  
Owl's Activity Week

**Tuesday, 9 July**  
Class changeover day

**Wednesday, 10 July**  
Kingfisher Egyptian Experience

**Monday, 22 July**  
Leavers' Service @ Village Hall

**Tuesday, 23 July**  
Last day of the school year

## School Council

The children voted in our new school council last week. It was great to see lots of them putting their names forward and speaking with confidence about their attitudes and beliefs. I am delighted to announce that our new School Council Representatives are:

- Hattie and Iris (Reception)
- Darcy and Franziska (Year 1)
- Dougie, Finley and Ralphie (Year 2)
- Una and Henri (Year 3)
- Aneka and Evelyn (Year 4)
- Peter and Jude (Year 5)



I am looking forward to our first meeting as much as they all are!

Thank you for all the support you offered at home in the run up to the elections.

Mr Gough, Headteacher



## MAGNIFICENT MONARCHS PORTRAITS

*To celebrate the end of our Art Topic 'Portraits', Robin class families are invited to an exhibition of the children's work in the hall after Celebration Worship on Wed, 8 May.*

*They have worked so hard completing their works exploring different portrait styles as you can see from the sneak peak below.*

*Mrs Rorstad and Ms Clarke*



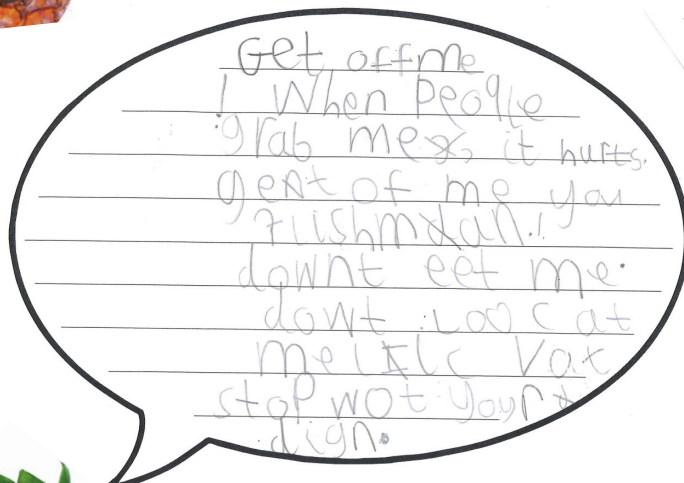
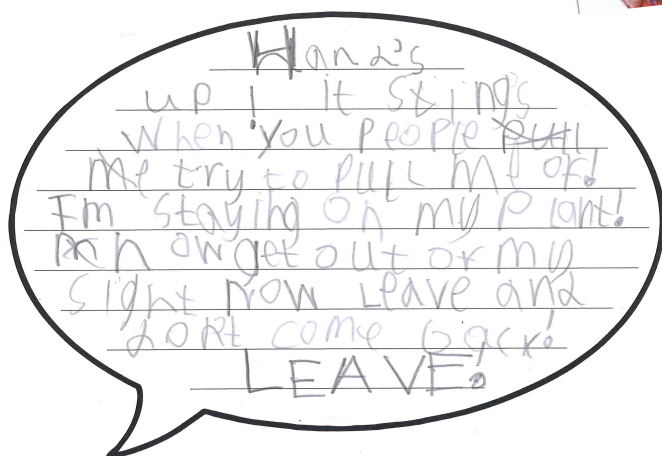

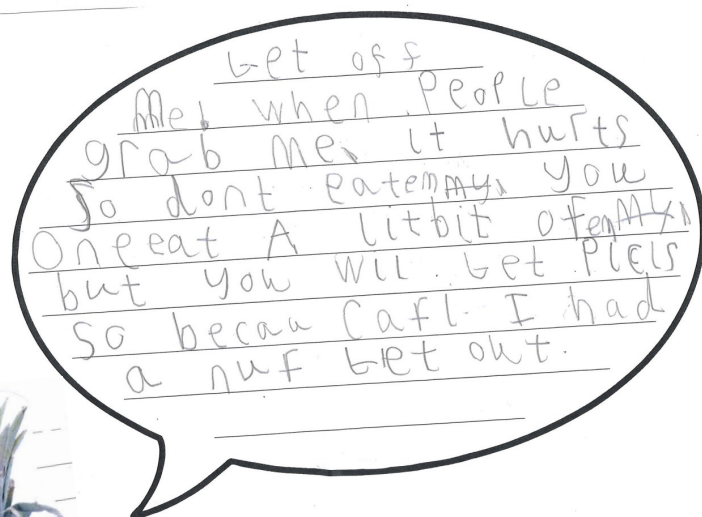




**Wagtails and Little Chicks** combined cooking with their RE lesson on Judaism. They carefully sliced apples and drizzled honey to make a treat enjoyed at many Jewish celebrations including Rosh Hashanah.



**Robin class** have been learning to write in speech bubbles. In their version of the *Papaya who spoke* the farmer went to pick a different piece of fruit and the children imagined what they would say!





**Kingfisher class** made Ancient Egyptian sarcophaguses out of clay. They had to research designs then meticulously create it. On Wednesday they proudly presented their sarcophaguses to the parents joining us for Celebration Worship.



**Owl class** really enjoyed their practical science lesson this week. To prove that light travels in straight lines the children punched holes in pieces of card and lined them up so that the torch light shone through to the screen.

