



Burton Bulletin

Burton Bradstock CE Primary School

Next week, 20 - 24 October

Monday	WSCM Music Lessons
Tuesday	The Nest , You and Me Time ~ SEN Parent Consultations
Wednesday	Rocksteady band and WSCM music lessons
Thursday	Robins , You and Me Time ~ Outdoor Learning , The Nest and Robins ~ Harvest Festival ~ Owl class Bridlit Event
Friday	Music workshop
27 - 31 October	Half Term Break

DIARY DATES

27 - 31 October
Half Term

Monday, 3 November
INSET DAY

Tuesday, 4 November
Hymn Pact Event

4-5 November
Parent consultations

Thursday, 6 November
NHS Flu Immunisations

Wednesday, 12 November
Village Coffee Stop

Thursday, 13 November
School Open Morning
(starting reception 26)

Thursday, 20 November
Kingfisher trip to New Barn

*For Term, Inset and Holiday
Dates for 2025-26:*

[CLICK HERE](#)

Notices

We have a busy and exciting week ahead of us as we approach the half-term break! Please take a moment to note the events and reminders below.

Harvest Festival Assembly: All families are invited to join us on Thursday morning at 9:00 am at St Mary's Church for our Harvest Festival Assembly.

Harvest Donations: We are once again collecting donations of dry, tinned, and fresh goods for the Bridport Cupboard of Love. Please bring your donations to school by Wednesday, and ensure all items are in date.

Carnival Drumming: Next Friday, all classes will participate in a fun and vibrant Carnival Drumming Music Workshop led by the Dorset Rural Music School.


KS2 will not be going to the Leisure Centre after lunch however please send to school in PE Kit.

Important Reminders

INSET Day: The first day back after half term, Monday, 3 November, is an INSET Day.

Parent Consultations: Bookings on Arbor will open today, Friday 17 at 6pm.

Around our School



Celebration worship this week the children shared their work and treated us too a song!




Our XC team had a great time on Saturday at the Colmers Hill event. All children ran brilliantly with our Y5/6 Girl team coming 3rd overall.





Owls practicing their riding skills at school before hitting the road to gain their Levels 1 and 2 Bikability. Thank you Tim from Dorset Council for once again running such a great training course.





In outdoor education the Nest have been learning about fire-how to keep ourselves safe in our fire circle and what we need to create a fire...the 3 elements of fire, fuel and oxygen. We practised creating a spark using our strikers and loved watching the wire wool move and dance as it was burnt.



Morris was a wonderful help this week!



In Robins we are designing dens and shelters. We have been reading with a partner and played double maths games with a friend.



We put three hyacinth bulbs in jars with water. After a week look how many roots there are!






In English, Kingfishers have been planning how to write a newspaper report on the royal wedding that happened in school last week.

To make their newspaper exciting they have to include reported speech and time connectives.

In science this week, Kingfishers have been learning about the human digestive system and how their bodies digest food. We had some very interesting conversations.






Owls have begun work on their non-fiction writing, a discussion about whether stolen artworks should be returned to their countries of origin.

Here are the Owls with a looted American painting, discussing and debating whether they should keep it for the classroom.



DESIGN A

CHRISTMAS JUMPER



Last years winning entries

In honour of this years 'Save the Children's Christmas Jumper Day' we need your child's help – by drawing or painting the design for a Christmas Jumper.

The only things we ask are: the image represents the theme of Christmas, it is A4 in size, please do not use a jumper template as we need the image to be printed onto a jumper and the work of art should be sent to us via email – other than that your child can be as creative as they want!

It's totally free to enter and your child could **win their design printed on a jumper ready for Christmas Jumper day.**

What to do:

1 Draw your Christmas design on an A4 piece of plain paper. Please **DO NOT** use/draw a jumper template.



2 Please include your child's name, age, class, year and school on your email.

3

Email your design to **comps@localfoodlinks.org.uk** by **Friday 14th November.**

We will accept the following file types: PDF or JPEG

